



Ricardo Carrau (USA)



Paolo Castelnovo (Italy)



Iacopo Dallan (Italy)



Verena Gellner (Austria)



Christos Georgalas (NL)



Amin Kassam (USA)



Davide Locatelli (Italy)



Cristobal Langdon (Spain)



Mauricio Lopez (Spain)



Ernesto Pasquini (Italy)



Narayanan Prepageran (Malaysia)



Daniel Prevedello (USA)



Theodore Schwartz (USA)



J. Antonio Simal (Spain)



Heinz Stammberger (Austria)



Wouter van Furth (NL)

REGISTRATION:

- Hands-on cadaver dissection (limited places): 1300 Euros

Registration includes: Certificate of attendance, coffee breaks, lunch, course material, and the Thieme book on "Endoscopic Approaches to the Paranasal Sinuses and Skull Base" will be delivered as a gift to each delegate.

ACCREDITATION: European Continuing Medical Education (Pending)

COURSE VENUE: Anatomy Department, Medicine School, Universitat de Barcelona.

CONTACT: Mr. MIQUEL PAHISSA: +34 93 2279852. E.mail: MPAHISSA@clinic.ub.es



VI Advanced Endoscopic Skull Base Surgery -Interdisciplinary ENT / Neurosurgery Team-

{FRESH-INJECTED CADAVER SPECIMENS}

Barcelona, July 4-5, 2018

www.barnacraneo.es



Isam Alobid

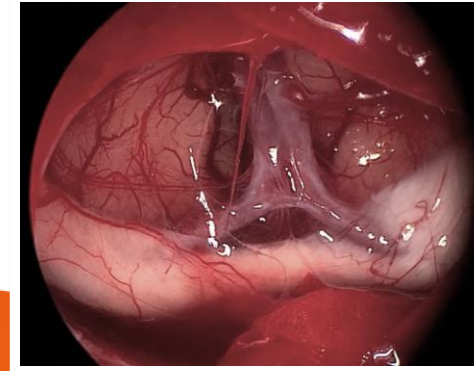


Manuel Bernal-Sprekelsen



Joaquim Enseñat

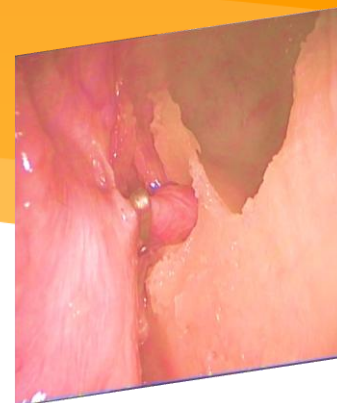
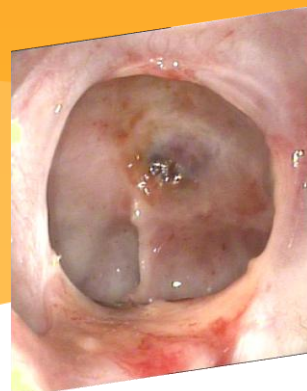
"Skull Base Unit", Hospital Clínic, Barcelona University, Spain



**HANDS ON FRESH CADAVER DISSECTION
MASTER DISSECTION BY FACULTY**

Wednesday July 4th, 2018

- 07:30** Registration
- 08:00** Welcome and Introduction (Alobid/ Bernal/ Enseñat)
- 08:15** Handling of endoscope and camera Identification of anatomical landmarks
- 08:30** Anterior and posterior ethmoidal
- 09:30** Nasal vascularization (ethmoidal, sphenopalatine, and maxillary arteries)
- 10:30** **Coffee break**
- 11:00** Sphenoidotomy
- 11:30** Pedicled flaps (Nasoseptal, inferior turbinate and lateral wall)
- 12:30** Extended sphenoid sinusotomy and transnasal approach to the pituitary gland
- 13:30** **Lunch**



- 14:30** Beyond the pituitary - transpterygoid approach
- 15:30** Orbital and optic nerve decompression
- 16:30** **Coffee break**
- 17:00** Exposure of the internal carotid artery and cavernous sinus
- 18:30:** **Endo of day 1**

Thursday July 5th, 2018

- 08:00** Transfrontal and transcribriform approaches
- 09:30** Transplanum approach
- 11:00** **Coffee break**
- 11:30** Transclival approach
- 12:30** Meckel's Cave approach
- 13:30** **Lunch**
- 14:30** Far medial approach (hypoglossal canal) and cranio-vertebral junction
- 15:30** **Adjourn**